



Solutions for Pizzas Manufacturers



Tools for measuring the primary criteria affecting final Pizzas quality:

- Water absorption of flours
- Dough consistency
- Quantity and quality of proteins
- Damaged starch and dough stickiness
- Dough extensibility and elasticity
- Fermentation

INDUSTRY CHALLENGES

There are many different types of pizzas and great variation in manufacturing processes. However, one process that could be considered representative consists of mixing flour, water, salt, and baking powder (sometimes with a little fat or sugar), followed by a short **fermentation** phase.

These steps are followed by the cutting and rolling steps, after this other ingredients (sauce, cheese, etc.) are added. The pizza is prebaked at about 300 ° C for a few minutes. Varying periods of rest of the dough are common.

Because the recipe is relatively simple, the quality of the finished product depends greatly on the quality of the flour. In particular, it is important to have good **water absorption** capacity to mitigate problems with **stickiness**. The division of the dough can be done by volumetric dosing equipment that pump the dough.

At this stage, the **dough consistency** and **viscosity** should be optimal. During the rolling and cutting phases, the dough should show a very good balance between **extensibility** (to reach the desired pizza size) and **elasticity** (keep this size after cutting). A little too much **extensibility** or too much **elasticity** will negatively impact on the size of the finished product.

Identifying the key elements that affect the final quality of the product is essential in order to implement effective quality control. There is a common knowledge base that can be applied; however, the influence of the mechanisms involved differs for each production line. A more modern approach is for a company to objectively measure what works on its lines, and to focus its quality control on the most important elements.

Flour quality and consequent dough strength is very important in pizza production because the dough should support the toppings without breaking.

Master the Key Points of the Process

Water absorption:

This is the quantity of water that can be added to the flour to give it the necessary plasticity (firmness, extensibility, elasticity). If you do not put in enough water, the dough is dry, hard and brittle; if you put in too much, it becomes soft and sticky. For pizzas, the required level of hydration is high (about 60%). The amount of water that any flour can absorb increases with high levels of protein, damaged starch (particle size) or pentosans. It is very simple to measure water absorption directly using the **Mixolab 2**, the **Alveolab**, and the **SRC-CHOPIN**. A good estimate can be obtained by measuring starch damage (**SDmatic**, **SRC-CHOPIN**), protein levels (**NIR: Infraneo**, **Spectralab**), and pentosans (**SRC-CHOPIN**).

Stickiness:

Stickiness appears when the water added to the flour is not properly absorbed or retained by the dough. This phenomenon often occurs when starch damage or pentosan levels are too high and the protein levels are too low. Sticky dough causes process machine problems, mainly when mixing and shaping. Starch damage can be measured directly with the **SDmatic**, and protein levels are measured with **NIR** devices. The **SRC-CHOPIN** can simultaneously measure the quality of damaged starch, proteins, and pentosans.

Dough consistency:

Dough consistency depends on the amount of water added and the ability of the flour to absorb it. This consistency changes during mixing, reflecting the formation of the gluten network. For any given level of hydration, the consistency of the dough represents its firmness, its hardness. This depends, at the moment, on the quantity and quality of the proteins, the starch damage, and the pentosans. Mixing consistency is measured directly with the **Mixolab 2**, and after shaping with the **Alveolab**. It is also possible to individually measure the factors responsible for consistency: proteins (**NIR**, **SRC-CHOPIN**), damaged starch (**SDmatic**, **SRC-CHOPIN**) and pentosans (**SRC-CHOPIN**).



Extensibility:

This is the capacity of the dough to be stretched without breaking. For a given consistency, it depends mainly on the quality of the protein network. Dough that is not very extensible will not spread during rolling; conversely, dough that is too extensible will not hold shape well enough. Extensibility is measured directly when testing with the **Alveolab**.

Elasticity:

Elasticity is the tendency of the dough to return to its initial position after its shape is distorted, such as by rolling. It takes a certain level of elasticity for the dough to be machinable. If the elasticity is too low, the dough won't hold shape; if it is too high, the dough will tend to retract, which impacts the appearance of the finished product. Elasticity is measured directly and exclusively with the **Alveolab**.

Fermentation:

A pizza does not need volume like a sandwich bread or a baguette. However, the action of yeast during fermentation is important for aeration of the dough and the development of flavour. The activity of the yeast and the behavior of the dough during fermentation are measured directly using the **Rheo F4**.

Key Point	Solutions						
	NIR	SDMATC	SRC-CHOPIN	ALVEOLAB	MIXOLAB 2	RHEO F4	
Water absorption	X	X	X	X	X		
Stickiness	(X)	X	X				
Dough consistency	(X)	(X)	(X)	X	X		
Extensibility				X			
Elasticity				X			
Fermentation						X	

X: direct measurement. (X): indirect measurement.

CHOPIN TECHNOLOGIES' SOLUTIONS IDENTIFY THE KEY ELEMENTS AFFECTING THE QUALITY OF YOUR BAKING PRODUCTS



Measuring moisture and protein levels by near-infrared analysis (NIR)

The **Infraneo** is a near-infrared (**NIR**) analyzer that works on both whole and powdered grains. It uses transmittance and monochromator technology. Simple, reliable, and precise, it can rapidly measure many parameters, such as humidity and protein content, that affect the **absorption of water**, **stickiness** and **consistency**. The **Spectralab** is an infrared analyzer that operates based on reflectance. With a much wider measurement spectrum, it particularly it also determines moisture and protein.



Measuring starch damage

The **SDmatic** allows for simple, fast, safe analysis of starch damage. Based on the measurement of iodine absorption, it works on 1 gram of flour and provides results in only 10 minutes. The reliability of the **SDmatic** has been confirmed in international collaborative studies. It is a standardized method recognized by AACC, ICC, ISO, CEN Afnor, Gost, etc. Starch damage affects **water absorption**, **stickiness** and **consistency**.



Measuring flour functionality

The **SRC-CHOPIN** is a means of measuring hydration based on the increased swelling capacity of the various flour polymers when they are in contact with particular solvents.

It performs 4 measurements in one automated test:

- **Water absorption** (Solvent: distilled water)
- **Glutenins** (Solvent: Lactic Acid)
- **Damaged starch** (Solvent: Sodium carbonate)
- **Pentosans** (Solvent: Sucrose)

The **SRC-CHOPIN** is a method recognized by the AACC. It allows one to measure **water absorption** and factors influencing the **stickiness** and **consistency of dough**.

CHOPIN TECHNOLOGIES' SOLUTIONS IDENTIFY THE KEY ELEMENTS AFFECTING THE QUALITY OF YOUR BAKING PRODUCTS



Measuring firmness, extensibility, and elasticity

The **Alveolab** has been an internationally recognized method (AACC, ICC, ISO, CEN, Afnor, Gost, and others) for many years; it measures the characteristics of dough during the swelling of a bubble.

Completely adaptable, the Alveolab directly measures:


- **Firmness** (the resistance of the dough to deformation, its consistency)
- **Extensibility** (the ability to stretch the gluten network)
- **Elasticity** (the tendency of the dough to return to its original position after stress)
- **Force** (the work required to deform the dough)

The **Alveolab** allows one to work with both constant hydration and adapted hydration. It measures **water absorption** and characteristics of the dough such as **extensibility, elasticity, and consistency**.



Measuring the characteristics of the dough during mixing and baking

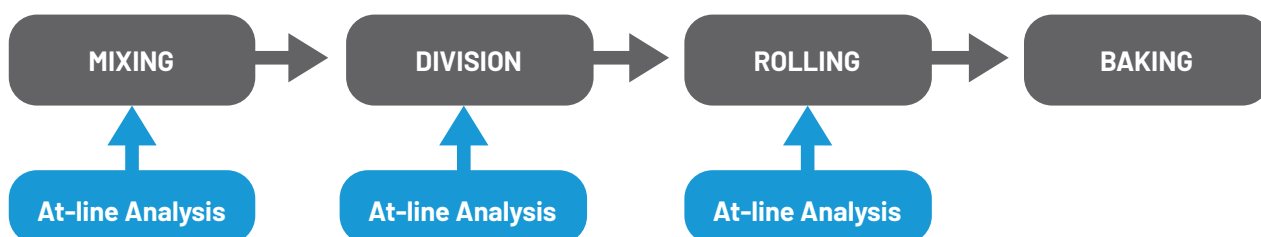
The **Mixolab 2** is the only internationally standardized device (AACC, ICC, ISO, CEN, Afnor, Gost, etc.) that can perform a complete analysis of dough that is subjected to increasing temperature. It measures **dough hydration**, mixing behavior (**consistency**, development time, stability, and so on) that will impact the volume of the finished product. It is the only device that allows you to observe the changes in the dough at the beginning of heating as well as during gelatinization and starch retrogradation. By working on representative doughs, the **Mixolab 2** allows one to get as close as possible to the actual conditions of use of flours.



Measuring the development and stability of the dough during fermentation

Rheo F4 is the only device on the market that can measure yeast gas production, dough development and gas retention of the dough (porosity and tolerance during **fermentation**) in a single test. These parameters directly influence the volume of the finished product.

"AT-LINE" CONTROL*



*A typical example; other processes and control points can be imagined.


Depending on the technical constraints encountered, it is possible to adapt analysis protocols.

THE TOOLS:



Mixolab 2 Dough sample kit

The dough sample kit makes it possible to introduce, and to analyze simply, samples of about 100 grams of dough directly taken from the line.



Alveolab Kneader

The Alveolab kneader is suitable for receiving and extruding samples of approximately 300 grams of dough.



OUR TEAM IS HERE FOR YOU. CONTACT US!

Every manufacturing process, every factory, is different.
We'll help you:

- Define acceptance characteristics for the finished product.
- Define the key steps in the manufacturing process that influence the success of the finished product.
- Put in place effective quality control for these key steps (at-line control).
- Characterize your raw materials and assist you in setting up specifications based on what genuinely has an impact on your production.

HOW SHOULD I PROCEED?

Make a request on our website (www.chopin.fr), and a technician will contact you to define the scope of your request.

Following this initial contact, an appointment (physical or virtual) will be scheduled which may lead to the establishment of a contract, possibly involving the provision of equipment* and the presence of an on-site technician* to assist you.

(* Subject to availability)